

Datacolor® SpectraVision

Objectively Measure and Digitally Communicate the Color of the “Unmeasurables”



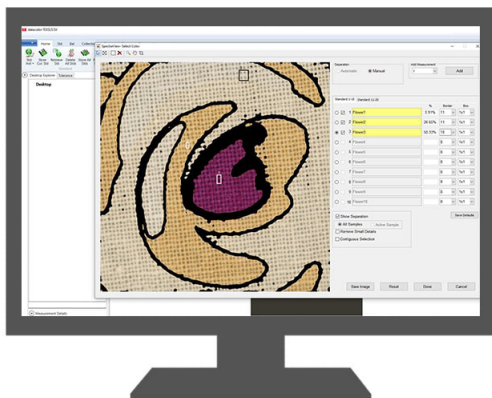
The Datacolor SpectraVision solution enables manufactures to objectively measure and digitally communicate color measurements for the multi-colored, textured, small-sized and irregular-shaped materials.

This solution combines an advanced hyperspectral spectrophotometer with formulation and quality control software to measure, formulate, analyze, report, communicate, and visualize accurate color results.



Applicable in a wide range of industries and research applications:

- Textile industry: measuring the colors of the unmeasurables
 - Textiles: Prints, Yarns, Laces, etc
 - Trims: Buttons, Toggles, zippers, zip pulls, etc
 - Accessories: Jewelry, Watches
 - Footwear
- Aerospace: modernizing color management for airplane interiors material such as thermal plastic panels
- Building material: measuring textured material such as vinyl flooring, stucco, roof shingles, textured siding, counter tops, engineered stones and more
- Paint and coatings: specialty pigments, coatings and weathering applications
- Specialty material: Hair, dental ceramics, crystals, small plastic pellets

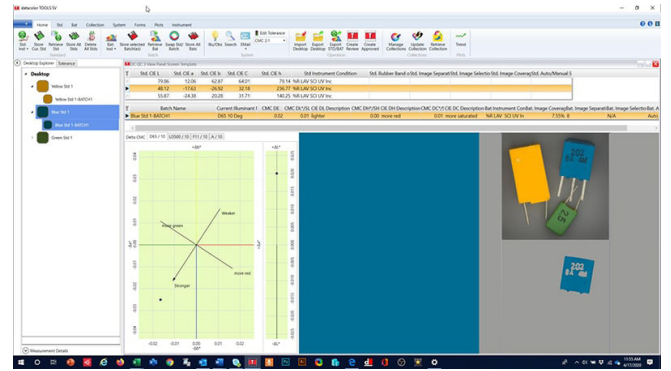


Enables consistent, repeatable color measurement for the “unmeasurable” material

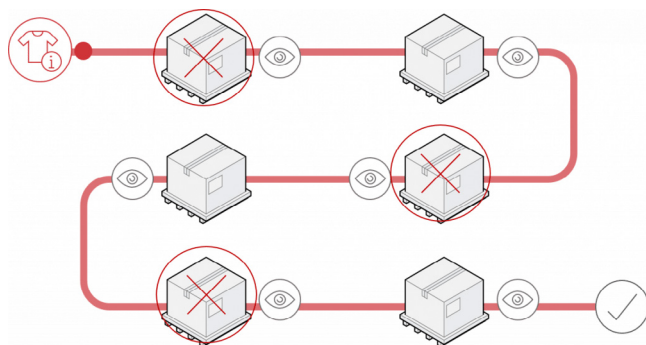
- Improves product quality by removing subjectivity from the color measurement process
- Ensures uniform assessment throughout the production process with high inter instrument agreement
- Allows the use of existing measurement data with backward compatibility to Datacolor benchtop instruments

Increase efficiency by reducing the steps to match and approve color

- Decreases color approval steps and the number of physical samples required
- Lowers the cost associated with shipment of physical samples and maintenance of color standards with digital data
- Reduces cost and waste with fewer test trials
- Fast and accurate color formulation based on digitally measured data



Onscreen* color evaluation and communication of colorimetric data and high-resolution sample image improves efficiency and reduces the need to ship physical samples. *we recommend using a calibrated monitor for onscreen evaluation.



Eliminates weeks in the development and production processes enabling an agile response to trends and customer needs

- Efficient color management of components in a garment or in coordinating sets
- Expedites decision making with digital communication of colorimetric and image data
- Shortens approval cycle by enabling color evaluation at the point of production

Technical Specifications

	SpectraVision Horizontal	SpectraVision Vertical
Spectral Analyzer	Hyperspectral imaging assembly with 31 narrow bands covering 400 to 700 nm. The imaging is with a scientific 90 db camera with a sCMOS sensor.	
Measuring Geometry	Diffuse illumination, 8° viewing in conformance with CIE publication No. 15.2 Colorimetry.	
Illumination Source	Pulsed xenon, filtered to provide D65 illumination including UV component.	
Sphere	Diameter 152 mm / 6.0 inches, Barium coated	
Specular Port	Automated specular included or specular excluded	
Wavelength Range	400 – 700 nm	
Photometric Range	0 to 200%	
Reporting Interval	10 nm	
20 Read Repeatability on White Tile Using Two Flashes (CIELAB)	0.03 dE (max)	
Inter-instrument Agreement—Reflectance Measurements* (CIE L*a*b*)	0.25 (max)* 0.15 (avg)*	
Automated, adjustable UV Calibration	Yes	
UV Cutoff Filters	400 nm; 420 nm; 460 nm	
Aperture Configuration	Square. 25 mm illuminated/ 22.7 mm viewed	
Image resolution	821 x 821	
Effective pixel size	27.6 micrometers	
Sample Viewing Camera	Yes	
Vertical Mount	No	Yes
Transmittance	No	
Output	QTX2, Reflectance Hypercube, QTX	
Operating Software	Tools SV	

SpectraVision Horizontal		SpectraVision Vertical
Operating Environment	Temperature: 10°C to 35°C	
	Recommended Temperature: 23°C +/- 2°C	
	Maximum Relative Humidity: 20%-85% non-condensing	
	Recommended Relative Humidity: 50% +/-15% non-condensing	
	Altitude: Up to 2,000 meters	
	Do not store above 140°F (60°C)	
	Indoor Use	
	Do not crush, short circuit, mutilate, reverse polarity, disassemble, or dispose. In fire, might cause burns or release toxic materials.	
Input Power Requirements	Input Voltage: 100-240VAC	
	Frequency: 50/60 Hz	
	150 VA Peak	
Instrument Dimensions	L 19.9" (50.6 cm) front to back L 21.71" (55.14 cm) sample arm to back H 15.17" x W 12.3" (38.54 cm x 31.3 cm)	Instrument body (top section): Depth (front to back) 13.5" (34.29 cm) Width 15" (38.1 cm) Instrument base (stand): Depth (front to back) 19" (48.26 cm) Width 19.5" (49.53 cm) Instrument standing height: Base feet to top of instrument 31.75" (80.64 cm)
Weight	70 lbs (31.75kg)	146 lbs. (66.22 kgs)
Unique design allowing imaging both the reference and sample channels at the same time.		
Instrument Type	Barium coated sphere with xenon flash lamp	
Lens	50 mm, fixed focus	