

# DIGITALIZE YOUR COLOR MANAGEMENT WORKFLOW

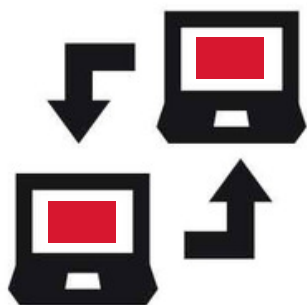
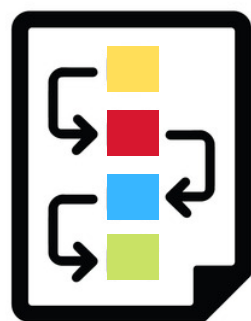


## MEASURE DESIGN TEAM COLORS

Using a spectrophotometer, the color team can compare current color standards with the digitally recorded samples chose by the design team, and bypass developing new color matches. If a match exists, time and cost is eliminated.

## DIGITALLY EVALUATE

Color palettes are analyzed on-screen prior to the color development process to asses various color combinations. Digitalization allows for a reduction in costs required for physical samples.

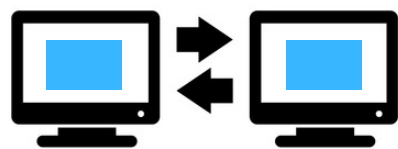



## COMMUNICATE WITH SUPPLIERS

Digital color standards are sent to suppliers. Identifying issues with metamerism or coordination of materials is made simpler and any errors can be resolved—before dyeing begins. The reformulation of color using physical samples can cause significant delays.

## BYPASS INCORRECT SAMPLES

After the dyeing process begins, physical samples can be sent back to brands for evaluation only if there are color differences within digitally specified tolerances. Suppliers can avoid mailing samples with a very low likelihood of approval.




## ELIMINATE DATA SILOS

Allowing for data to be seamlessly integrated into existing data management systems, such as PLM, can circumvent manually entering information. Easily accessing available information provides for a more transparent color management workflow.

## EVALUATE PERFORMANCE

Greater supply chain transparency leads to greater efficiency. Performance reports can be generated from color data, giving brands and suppliers a real-time view of color-related production activities.



VISIT US AT [WWW.DATACOLOR.COM](http://WWW.DATACOLOR.COM) FOR MORE TIPS



@datacolor



@datacolor

**datacolor**